

# Monitoring U.S. E-Cigarette Sales: *National Trends*

**This brief report highlights trends in national e-cigarette sales from January 2017 to April 2021.**

- **E-Cigarette Use**
  - The 2020 National Youth Tobacco Survey (NYTS), released in September 2020, showed that current e-cigarette use was 19.6% among high school students and 4.7% among middle school students. Although these data show a decline since 2019 when e-cigarette use among youth peaked (at 27.5% and 10.5%, respectively), 3.6 million U.S. youth still currently used e-cigarettes in 2020, and more than 8 in 10 used flavored e-cigarettes.<sup>1</sup>
- **Federal Legislative and Regulatory Initiatives**
  - **Flavors:** The U.S. Food and Drug Administration issued an enforcement policy, effective February 2020, prohibiting the sale of flavored prefilled cartridges e-cigarettes, such as Juul and Vuse. This policy does not apply to tobacco-and menthol-flavored prefilled cartridges, e-liquids, or single use disposable products, such as Puff Bar and Mojo, which are available in a wide array of flavors.
  - **Sales Restrictions:** On December 20, 2019, a federal law was passed to raise the minimum age of sale of tobacco products, including e-cigarettes, to 21 years.
- **Other Relevant Issues**
  - Between August 2019 and January 2020, federal, state, and local public health entities investigated a national outbreak of e-cigarette or vaping product use-associated lung injury (EVALI).
  - Since March 2020, the coronavirus disease (COVID-19) pandemic has been affecting schools and businesses, including retail stores that sell e-cigarettes.
- **State and Local Legislative Initiatives**
  - As of April 2021, five states and over 300 local jurisdictions have enacted laws that prohibit sales of flavored tobacco products, including e-cigarettes.

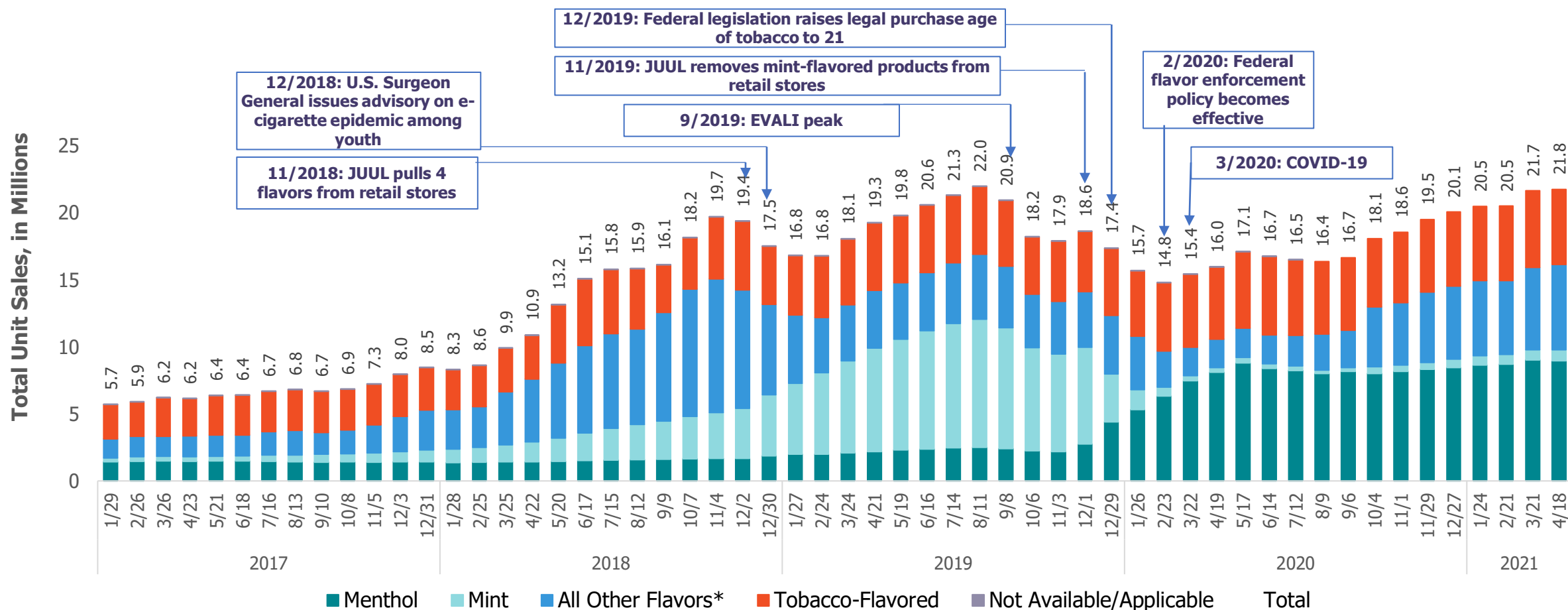
## Key Findings

- Following FDA's flavor enforcement policy in February 2020, national total e-cigarette unit sales increased by 47.1% from February 23, 2020 to April 18, 2021.
- Since the release of 2020 NYTS findings, e-cigarette sales increased by 30.6% between September 6, 2020 and April 18, 2021.
- As of April 18, 2021, all non-tobacco flavored e-cigarettes accounted for 74.2% of the national e-cigarette market, and menthol e-cigarette sales accounted for 41.2% of the market.
- The market shares of disposable e-cigarettes and menthol-flavored prefilled cartridges significantly increased in 2020, likely influenced by the federal enforcement policy that exempted these flavors and product types.

**Conclusion:** Restrictions that exempt certain flavors and product types are likely to shift sales to the products that remain on the market, deterring progress in reducing overall use. Comprehensive policies that prohibit all non-tobacco flavored e-cigarettes, including flavored disposable e-cigarettes, may reduce e-cigarette sales, reduce youth access to flavored e-cigarettes, and ultimately reduce youth e-cigarette use.

1. Wang TW, Neff LJ, Park-Lee E, Ren C, Cullen KA, King BA. E-cigarette use among middle and high school students — United States, 2020. *MMWR Morb Mortal Wkly Rep* 2020;69:1310–1311

**Figure 1. National E-Cigarette Unit Sales by Flavor, 4 Week Estimates 1/2017 – 4/2021\***

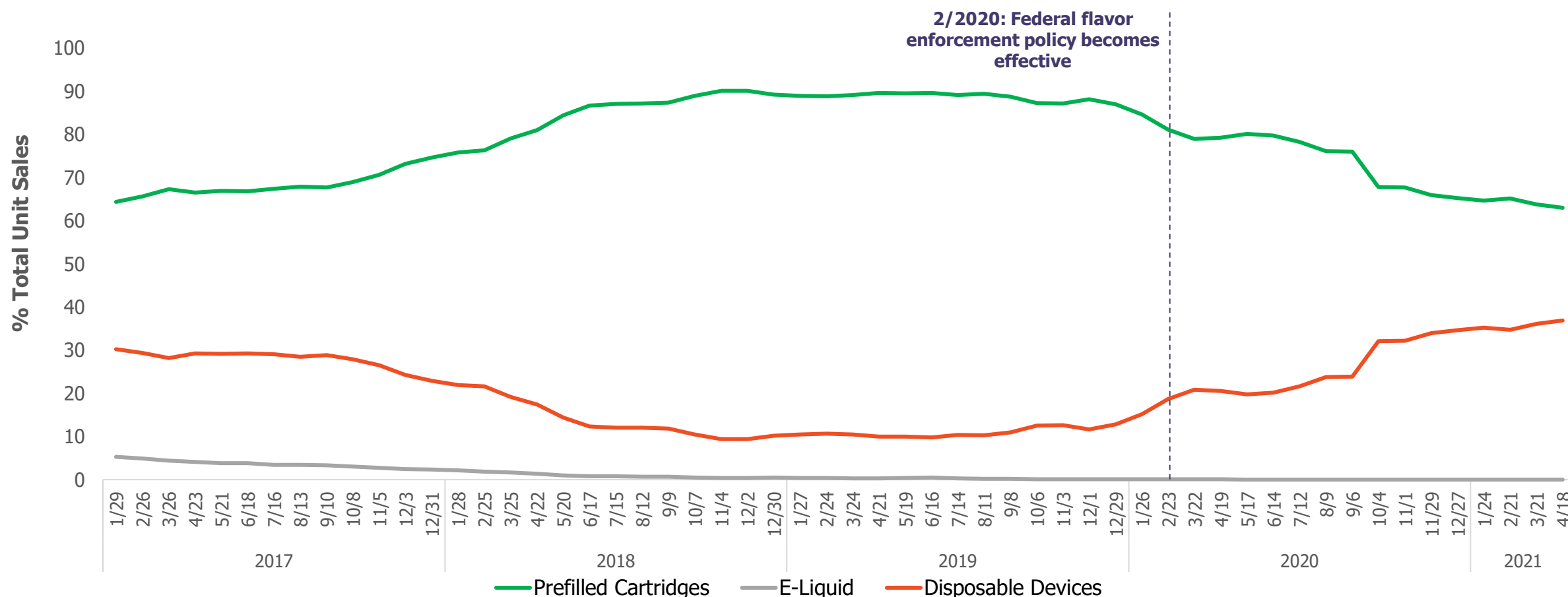


\*Sales data does not reflect sales from vape shops or online retailers; dates represent end of 4-week periods; All Other Flavors category includes fruit, clove/spice, chocolate, alcoholic drink (such as wine, cognac, or other cocktails), candy/desserts/other sweets, some other flavor; e-cigarette accessories and devices sold without e-liquids were excluded (11.5% of total sales).

### Trends of Unit Sales by Flavor Following FDA’s Flavor Enforcement Policy

- From February 23, 2020 to April 18, 2021, total monthly e-cigarette unit sales increased by 47.1% to 21.8 million units.
- From February 23, 2020 to April 18, 2021, sales of non-tobacco flavored e-cigarettes (mint, menthol and other flavors) increased by 66.3% (from 9.7 million to 16.2 million).
  - Since the release of 2020 NYTS data, sales increased by 30.6% between September 6, 2020 and April 18, 2021.
- From February 23, 2020 to April 18, 2021:
  - Menthol-flavored e-cigarette sales increased by 41.1% (from 6.4 million to 9.0 million); market share decreased from 43.0% to 41.2%.
  - Tobacco-flavored e-cigarette sales increased by 10.4% (from 5.1 million to 5.6 million); market share decreased from 34.3% to 25.8%.
  - Mint-flavored e-cigarette sales increased by 25.1% (from 0.7 million to 0.8 million); market share decreased from 4.4% to 3.8%.
  - All other-flavored e-cigarette sales increased by 135.5% (from 2.7 million to 6.4 million); market share increased from 18.3% to 29.2%.

**Figure 2. National E-Cigarette Unit Sales by Product Type, 4 Week Estimates 1/2017 – 4/2021\***

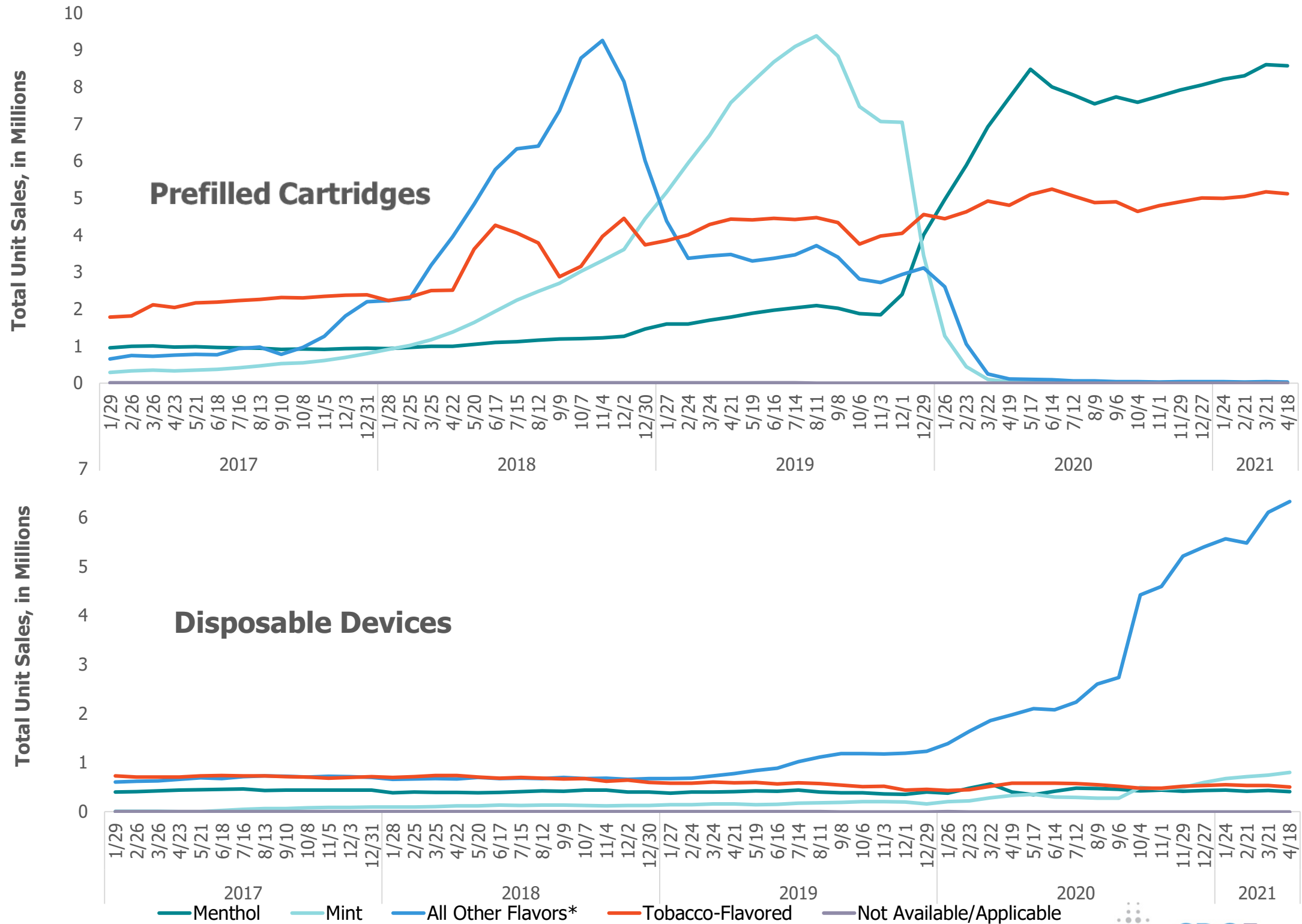


\*Sales data does not reflect sales from vape shops or online retailers; dates represent end of 4-week periods; prefilled cartridges include tanks, cartridges, and pods used in rechargeable and reusable e-cigarette device; disposable devices include nonrechargeable and nonreusable e-cigarette devices that are not intended to be refilled with e-liquid after being depleted; e-liquids are containers of the liquid used in e-cigarette devices, which typically contains a humectant (e.g., propylene glycol), nicotine, and flavoring.

### Trends of Unit Sales by Product Following FDA’s Flavor Enforcement Policy

- Following FDA’s flavor enforcement policy, which prohibited the sale of flavored prefilled cartridges but exempted disposable devices and menthol and tobacco prefilled cartridges, between February 23, 2020 and April 18, 2021:
  - Sales of disposable devices increased by 189.4% (from 2.8 million to 8.2 million); market share increased from 18.8% to 36.9%.
  - Sales of prefilled cartridges increased by 14.3% (from 12.0 million to 13.7 million); market share decreased from 81.1% to 63.1%.
- Since the release of 2020 NYTS findings, between September 6, 2020 and April 18, 2021:
  - Sales of disposable devices increased by 101.9% (from 4.0 million to 8.2 million); market share increased from 23.9% to 36.9%.
  - Sales of prefilled cartridges increased by 8.3% (from 12.7 million to 13.7 million); market share decreased from 76.1% to 63.1%.

**Figure 3. National E-Cigarette Unit Sales by Product Type and Flavor, 4 Week Estimates 1/2017 – 4/2021**



**Figure 4. National E-Cigarette Unit Sales by Product Type and Flavor, 4 Week Estimates 1/2017 – 4/2021**

